













Product	Prod Description	
IM70	ICE MACHINE	
3011827	IM70 1 WATER DIST TUBE	
3281702	IM70 2 EVAPORATOR	
3306601	IM70 2-1 EVAP SENSOR	

3306602	IM70 2-2 ICE FULL SENSOR	 <p>3306602</p>
3011828	IM70 3 ICE CUBE FLAPPER	 <p>3011828</p>
3030304	IM70 4 WATER BAFFLE	 <p>3030304</p>
3011811	IM70 5 HANDLE	 <p>3011811</p>

3282002	IM70 6 DOOR (Does not include handle or gasket)	 A clear, rectangular door panel with a small white label at the bottom center containing the number 3282002.
3010323A	IM70 DOOR GASKET	 A dark, rectangular door gasket with a complex, multi-lobed shape, shown against a white background with a small white label at the bottom center containing the number 3010323A.
3010426	IM70 7 ICE SCOOP	 A clear, plastic ice scoop with a handle and a rounded scoop head, shown against a white background with a small white label at the bottom center containing the number 3010426.
3030303	IM70 8 SCOOP BRACKET	 A small, metallic, U-shaped bracket with two circular holes, shown against a white background with a white label at the bottom center containing the number 3030303.





3011825	IM70 9 ICE STORAGE BIN	
3011803	IM70 10 TOP HINGE COVER	
3040324	IM70 11 TOP HINGE	
3300616	IM70 12 WATER SENSOR	

3210322	IM70 13 32 WATER INLET VALVE	 <p>A small, white plastic water inlet valve with a black solenoid coil and a threaded outlet. A white label with the number 3210322 is placed below it.</p>
3011545	IM70 13-1 WATER VALVE CONNECTOR	 <p>A white plastic connector with a threaded top and a wider base. A white label with the number 3011545 is placed below it.</p>
3040326	IM70 14 WATER VALVE BRACKET	 <p>A metal bracket with a U-shaped top and a flat base with two mounting holes. A white label with the number 3040326 is placed below it.</p>
3030302	IM70 15 WATER SENSOR BRACKET	 <p>A metal L-shaped bracket with several mounting holes. A white label with the number 3030302 is placed below it.</p>





3011824	IM70 16 WATER TROUGH	
3070329	IM70 17 WATER RELEASE HOSE	
3012002	IM70 18 CHECK VALVE	
3220702	IM70 19 FAN MOTOR	





3040327	IM70 20 MOTOR BRACKET	
3030506	IM70 21 VENT LOUVER	
3011815	IM70 22 DRAIN CONNECTOR PIPE	
3220701	IM70 23 COMPRESSOR	





3210224	IM70 23-1 RELAY OVERLOAD AND COVER	 <p>3210224</p>
3301065	IM70 23-2 RUN CAPACITOR	 <p>3301065</p>
3040328	IM70 24 HOT GAS VALVE BRACKET	 <p>3040328</p>
3281701	IM70 25 CONDENSER	 <p>3281701</p>

3306603	IM70 25-1 CONDENSER SENSOR	
3210320	IM70 26 HOT GAS VALVE	
3212501	IM70 27 CONTROLLER BOX	
2081504	IM70 27-1 LED WIRING	





3231104	IM70 28 COMMUNICATION WIRING	
3040331	IM70 29 CONTROLLER BOX BRACKET	
3040323	IM70 30 DRAIN BRACKET	
3020815	IM70 31 WATER DRAIN	





3011546	IM70 32-1 OUTLET VALVE CONNECTOR	
3040322	IM70 33 OUTLET VALVE BRACKET	
3070322	IM70 34 PUMP INLET PIPE 90 DEGREE	
3212502	IM70 35 CONTROLLER PANEL	

2081503	IM70 36 POWER CORD	 <p data-bbox="1013 436 1146 474">2081503</p>
3040325	IM70 37 BOTTOM HINGE	 <p data-bbox="967 842 1192 890">3040325</p>
2051505	IM70 38 PUMP	 <p data-bbox="899 1262 1024 1299">2051505</p>
3040330	IM70 39 PUMP BRACKET	 <p data-bbox="1045 1646 1230 1682">3040330</p>

3040329	IM70 40 SWITCH BRACKET	 <p>A black metal L-shaped bracket with a rectangular cutout in the center. It has four pre-drilled holes: two on the vertical flange and two on the horizontal flange.</p> <p>3040329</p>
3210716	IM70 41 POWER SWITCH	 <p>A small black plastic power switch with a silver metal contact and a clear protective cover.</p> <p>3210716</p>
3030505	IM70 42 BOTTOM PAN	 <p>A large, flat, rectangular metal plate with a grid of small circular holes. The holes are arranged in a regular pattern across the surface.</p> <p>3030505</p>
3281504	IM70 43 SWIVEL CASTER	 <p>A metal swivel caster with a black rubber wheel, a metal plate, and a threaded stem with a nut.</p> <p>3281504</p>

3281503	IM70 44 ADJUSTING FOOT	
3281502	IM70 45 STRAIGHT CASTER	
3030504	IM70 46 BACK PANEL	
2081502	IM70 47 WIRING HARNESS	

3040321	IM70 48 FILTER CAP BRACKET	 <p>A dark grey metal bracket with a curved top edge and a flat base. The top edge has a white plastic cap attached. The base has two mounting holes. A small white label with the number 3040321 is placed below the bracket.</p>
3040320	IM70 49 FILTER BRACKET	 <p>A dark grey metal bracket with a curved top edge and a flat base. The base has two mounting holes. A small white label with the number 3040320 is placed below the bracket.</p>
PAL5641P	IM70 50 FILTER	 <p>A white cylindrical filter with a blue cap on one end. The filter has a blue and orange label with text including 'USA MADE IN THE USA'. A small white label with the number PAL5641P is placed below the filter.</p>
3283002	IM70 51 BACK WATER PIPE	 <p>A long, dark grey, corrugated metal pipe. A small white label with the number 3283002 is placed below the pipe.</p>

3283001	IM70 52 BOTTOM WATER PIPE	
3282001	IM70 53 CABINET	
3070323	IM70 54 PUMP OUTLET PIPE	
3283005	IM70 55 DISCHARGE PIPE	

3283003	IM70 56 WATER DRAIN HOSE	 <p data-bbox="987 464 1133 537">3283003</p>
3272004	IM70 COMPRESSOR START KIT	 <p data-bbox="873 800 1138 919">3272004</p>
PALHEAD-4JG	IM70 FILTER HEAD	 <p data-bbox="954 1276 1170 1381">PALHEAD-4JG</p>